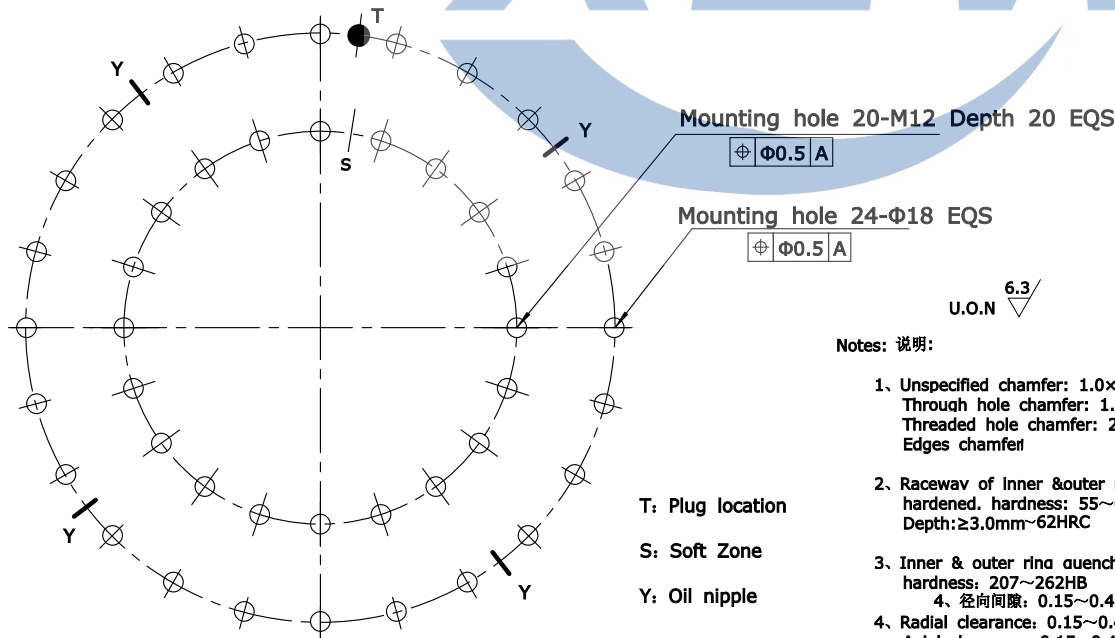
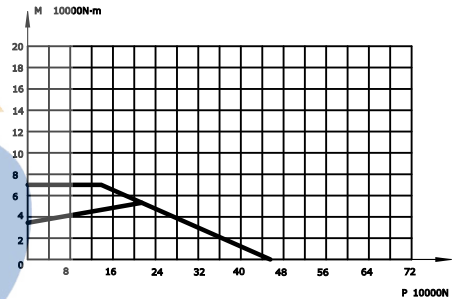
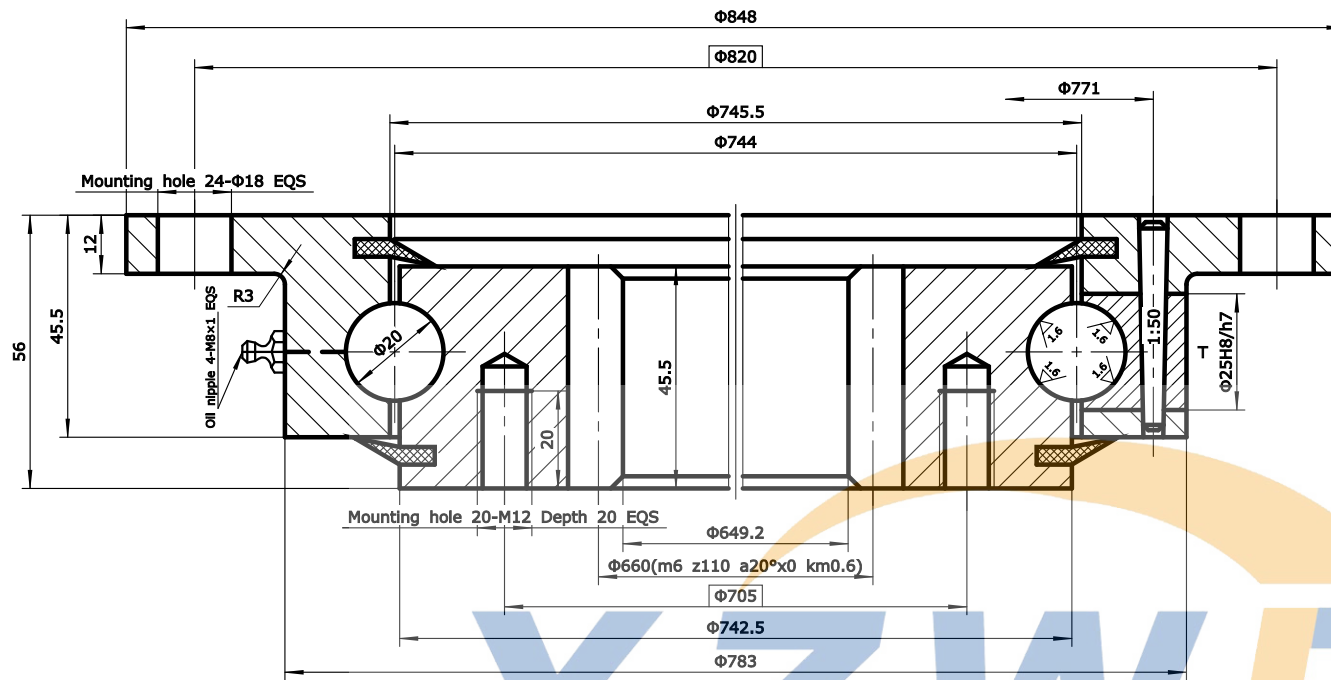


Module	m	6
Teeth no.	z	110
Teeth pressure angle	α	20°
Modification coefficients	X	0
Reduction coefficients	km	0.6
Precision(GB10095-88)		10
Average base tangent length and deviation	W	230.65 +0.60 +0.35
Spanned tooth count.	k	13
Base tangent length change tolerances	FW	0.13



Notes: 说明:

1. Unspecified chamfer: 1.0×45°
Through hole chamfer: 1.0×45°
Threaded hole chamfer: 2.0×45°
Edges chamfer
2. Raceway of Inner & outer ring Induction hardened, hardness: 55~62HRC
Depth: ≥3.0mm~62HRC
3. Inner & outer ring quenched & tempered, hardness: 207~262HB
4. 径向间隙: 0.15~0.40 mm
4. Radial clearance: 0.15~0.40 mm
Axial clearance: 0.15~0.40 mm

T: Plug location

S: Soft Zone

Y: Oil nipple

No.	Standard	Component	Material	Model	Qty	Remark	
08	HG/T2811	Seals	NBRI-3	W17	2		
07	GB117-76	Pin	CN45	Φ5×45	1		
06		Plug	CN45	Φ25	1		
05	JB/T7940.7	Oil nipple	Component	M8×1	4		
04	GB/T699	Inner ring	50Mn		1		
03	GB/T308-2002	Ball	GCr15	19.844	96±1		
02	HG/T2349	Spacer	Nylon	D20	96±1		
01	GB/T699	Outer ring	50Mn		1		
		Model	WD-232.20.0744	Drawing		Weight	50.8kg
		Name	Slewing Bearing	Qty		Scale	
		Material	50Mn	Total	1 page	the 1st page	
Design	Standard						
Check							
Process	Approve						
Date							

XUZHOU WANDA SLEWING BEARING CO.,LTD



Tel: +86 516 83309366 Fax: +86 516 83915766
http://www.slew-bearing.com